






Seven Basic Principles of the U.S. Constitution – Chart Lesson Summary

Teachers may choose to show the videos over many days or in one class period. Before viewing the videos, have students brainstorm what each principle means. Have students write what they think each principle means in the second column on the chart. After the students have filled out column two, the teacher should show each video. Using the videos, have students write the actual definition of each principle of the U.S. Constitution in the third column. The teacher may choose to stop and review the videos as needed. The chart can be placed in the students' notebook or binder to be used throughout the year. Have the students' list examples in the last column on the chart when specific events or concepts are covered in the curriculum.

Seven Basic Principles of the U. S. Constitution

| Constitutional Principle | Before the video What do you think each principle means? | After the video What is the actual definition of each principle? | Examples of each principle |
|----------------------------------------------------------------------------------------------------------|--------------------------------------------------------------------|----------------------------------------------------------------------------|-----------------------------------|
| Popular Sovereignty  | | | |
| Republicanism  | | | |
| Federalism  | | | |

Separation of Powers



Checks and Balances



Limited Government



Individual Rights

